



Accessing your assignment feedback and marks in Moodle

There are two ways in which you can access your assignment marks and feedback for units (undergraduate and postgraduate courses) or modules (EtM and Crucible courses)

Method 1: Marks for a specific unit / module

- 1) Go to the specific unit / module via 'My courses' on Moodle
- 2) Navigate to the assignment submission tab for this module / unit and click on the relevant assignment submission link e.g.

Undergraduate and postgraduate:

3

Assessment information

261 Main Assessments 2018-19 PDF document

Students are **expected to complete** these main assignments unless they have discussed the possibility of completing the alternative assignments below with the unit tutor.

261 Alternative Assessments 2018-19 PDF document

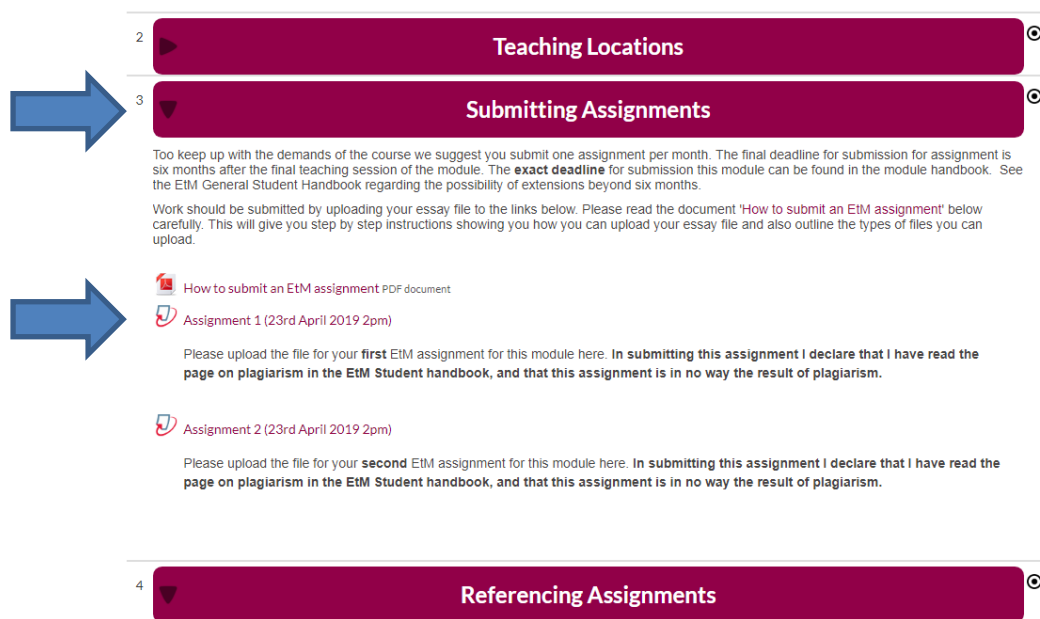
These alternative assignments are **only** for those who are not engaged in pastoral care in a church placement. *Please discuss with your unit tutor before choosing to complete the alternative assignment.*

2000 words Essay

1000 word Reflective Journal

Pee

EtM and Crucible:





2 Teaching Locations

3 Submitting Assignments


Too keep up with the demands of the course we suggest you submit one assignment per month. The final deadline for submission for assignment is six months after the final teaching session of the module. The **exact deadline** for submission this module can be found in the module handbook. See the EtM General Student Handbook regarding the possibility of extensions beyond six months.

Work should be submitted by uploading your essay file to the links below. Please read the document 'How to submit an EtM assignment' below carefully. This will give you step by step instructions showing you how you can upload your essay file and also outline the types of files you can upload.

 [How to submit an EtM assignment PDF document](#)

 [Assignment 1 \(23rd April 2019 2pm\)](#)

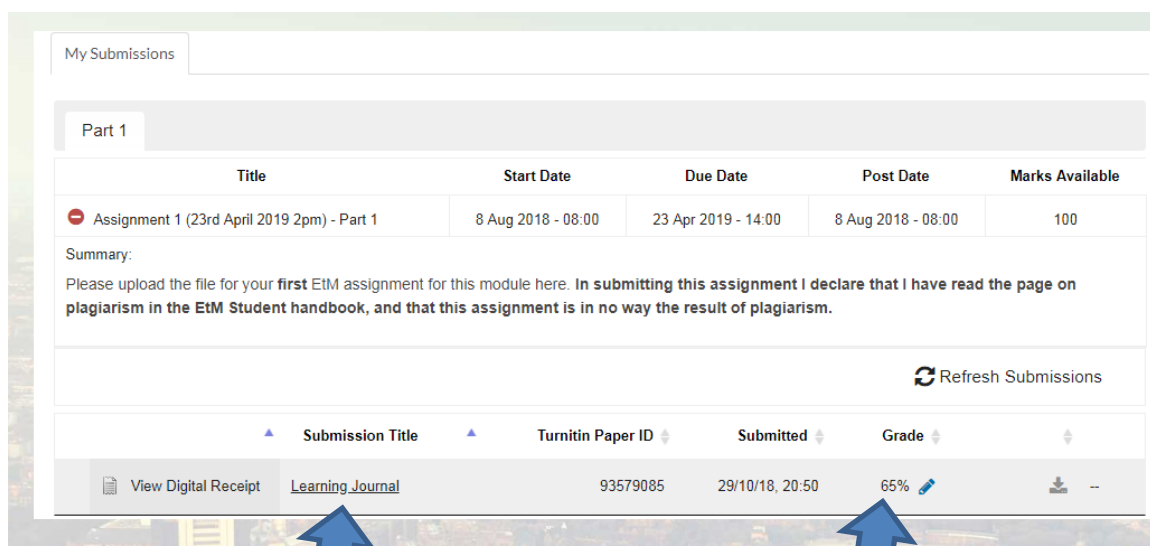
Please upload the file for your **first** EtM assignment for this module here. In submitting this assignment I declare that I have read the page on plagiarism in the EtM Student handbook, and that this assignment is in no way the result of plagiarism.

 [Assignment 2 \(23rd April 2019 2pm\)](#)

Please upload the file for your **second** EtM assignment for this module here. In submitting this assignment I declare that I have read the page on plagiarism in the EtM Student handbook, and that this assignment is in no way the result of plagiarism.


4 Referencing Assignments

- 3) If the assignment has been marked and the marks posted to Moodle you will see a percentage grade next to the submission you have previously uploaded. Click on the submission title to see your tutor's feedback on your assignment.




My Submissions



Part 1

Title	Start Date	Due Date	Post Date	Marks Available
 Assignment 1 (23rd April 2019 2pm) - Part 1	8 Aug 2018 - 08:00	23 Apr 2019 - 14:00	8 Aug 2018 - 08:00	100

Summary:

Please upload the file for your **first** EtM assignment for this module here. In submitting this assignment I declare that I have read the page on plagiarism in the EtM Student handbook, and that this assignment is in no way the result of plagiarism.

 Refresh Submissions

Submission Title	Turnitin Paper ID	Submitted	Grade
 View Digital Receipt Learning Journal	93579085	29/10/18, 20:50	65% 

- 4) Click on the in-text comments to see what comments your tutor has made on different parts of your assignment text. Click on the 'speech bubble' icon (top right) to read your tutor's general marking feedback on your whole assignment.

The screenshot displays the Feedback Studio interface. At the top, the header includes the 'feedback studio' logo, the user role 'Student User', the document title 'Learning Journal', and a score of '65 /100'. The main content area shows a student's journal text with several tutor comments. A large blue arrow points to the 'speech bubble' icon in the top right corner of the interface, which is used to view general marking feedback. Another blue arrow points to a specific comment icon (a speech bubble with 'LR' inside) on the text. The bottom status bar shows 'Page: 2 of 5', 'Word Count: 1559', and options for 'Text-only Report' and 'High Resolution'.

feedback studio Student User Learning Journal 65 /100

This module provided many wonderful, fresh insights into the Old Testament, and its usefulness and relevance today. Everything from Jews believing that they will be able to eat a bacon sandwich when the Messiah comes,¹ to the encouragement that if God can create a hippo, then he can certainly deal with me and what I am going through!² Here I will journal my learning from Psalms, and the authority of scripture.

I was particularly interested in the teaching on the Psalms, as I have not previously studied these academically. I have learnt much about the richness of language used, which often provides much more depth and meaning, as well as the different types of Psalms and their usefulness for Christians today.

I was struck by, and have deliberated over the idea, from Fee and Stuart,³ that Psalms, being words **TO** God, are in the Bible which is the word **OF** God. I have pondered over two key purposes of the Psalms. Firstly, that Psalms appeal to emotions, demonstrating that we can and should be honest with God and express ourselves to him. Secondly, it is not just about expressing ourselves to God, it is also about considering God's ways and living to please him rather than displease him. So, although Psalms were originally written to God, God is certainly able to speak to his people through them and use them to help worship him.

Psalms helped worshippers to connect to God and they still fulfil this purpose today. At East Leake Baptist church, where I am on a lay ministry placement, I am considering ways to develop discipleship and fellowship within the church, deepening friendships within the congregation beyond the superficial, to introduce elements of discipleship and accountability. I have been inspired to explore how Psalms could be used here. Members could use Psalms to encourage and build each other up, following the example of Jesus and

Page: 2 of 5 Word Count: 1559 Text-only Report High Resolution On

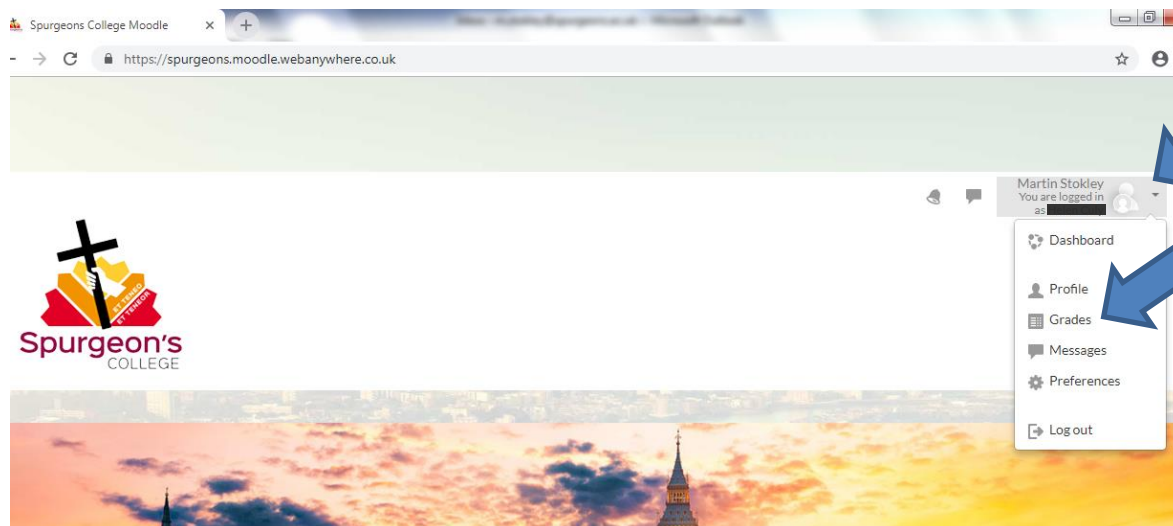
- 5) To download a PDF copy of your assignment with your tutor's marking feedback click on the download icon (top right) and then select 'current view'.

PLEASE NOTE: The College won't necessarily keep a copy of your marking feedback long term so it is advisable that you download this and keep your own copy.

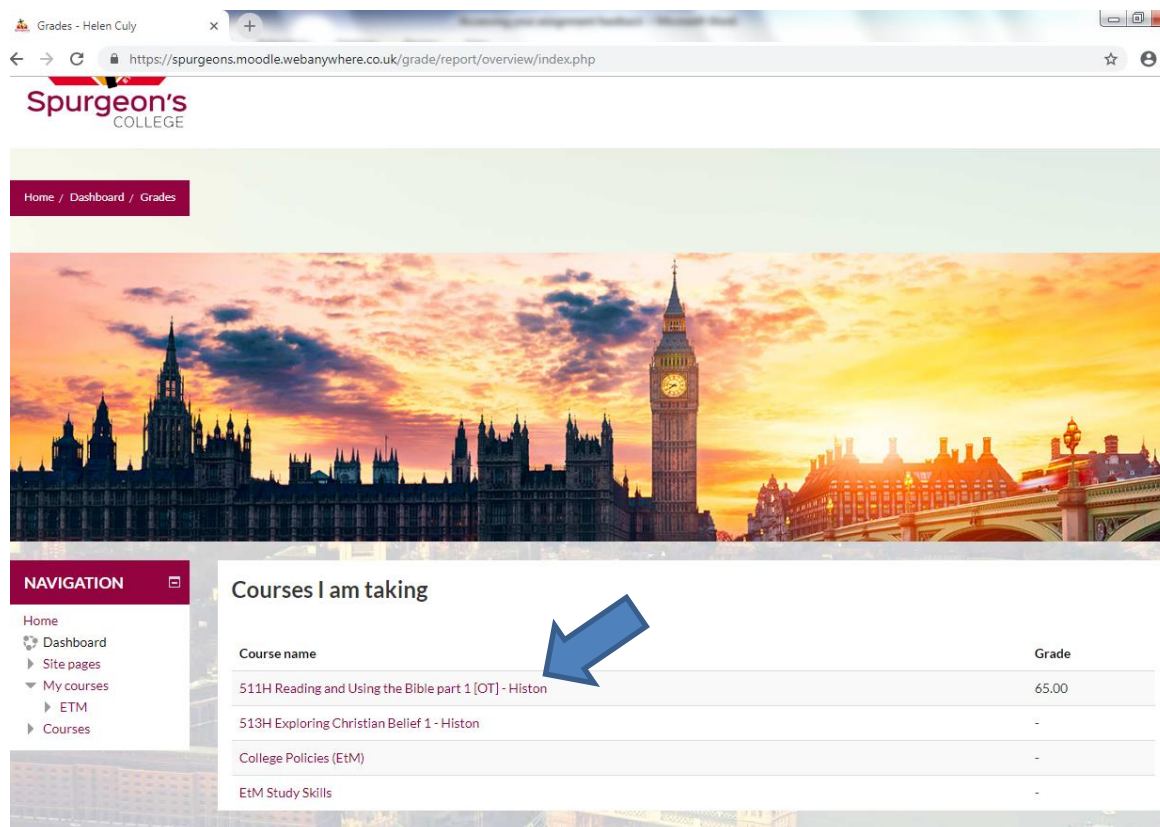


Method 2: Accessing all unit / module marks

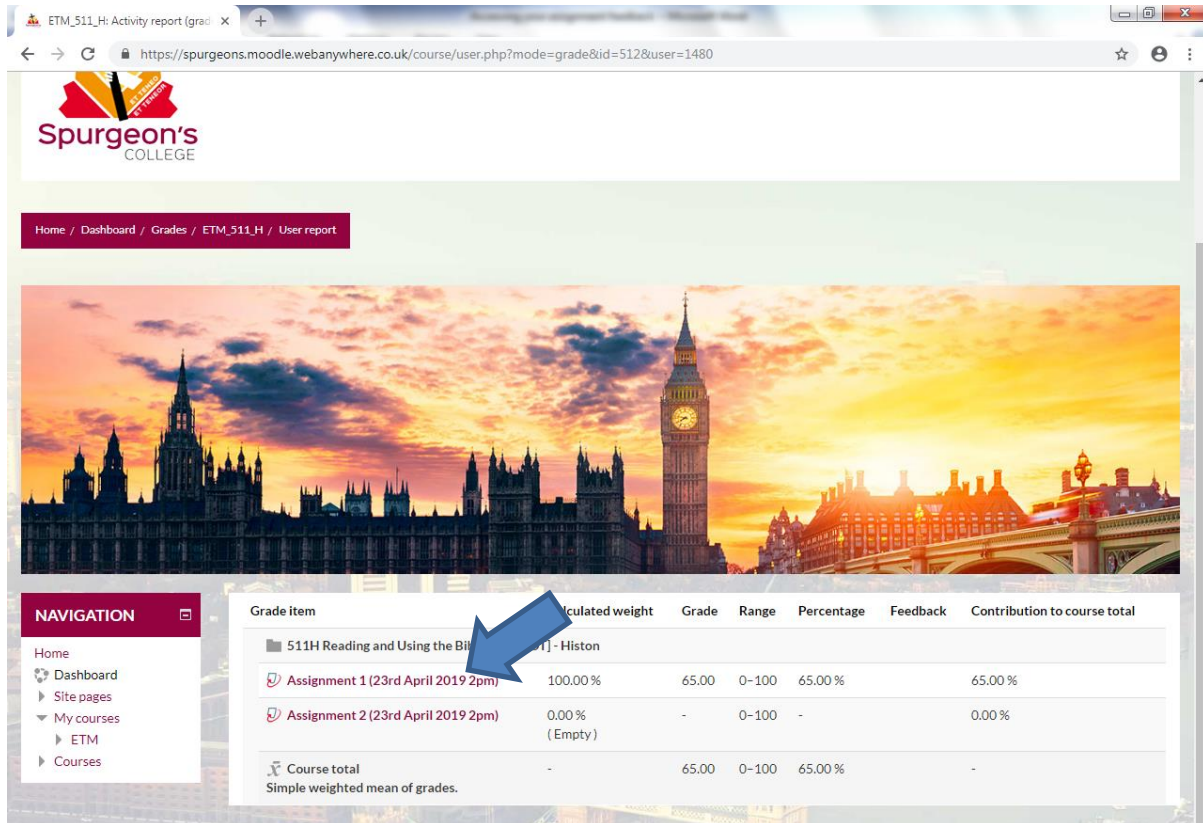
- 1) From any page on Moodle click the down arrow next to your name (top right) and then click on 'grades'



- 2) You will then see a list of units / modules and the grades of any marked assignments will be indicated next to them. To access the marks and tutor feedback click on the unit / module name.



- 3) Click on the individual assignment titles to be taken to the page where you originally submitted the assignment.



ETM_511_H Activity report (grade)

https://spurgeons.moodle.webanywhere.co.uk/course/user.php?mode=grade&id=512&user=1480

Spurgeon's COLLEGE

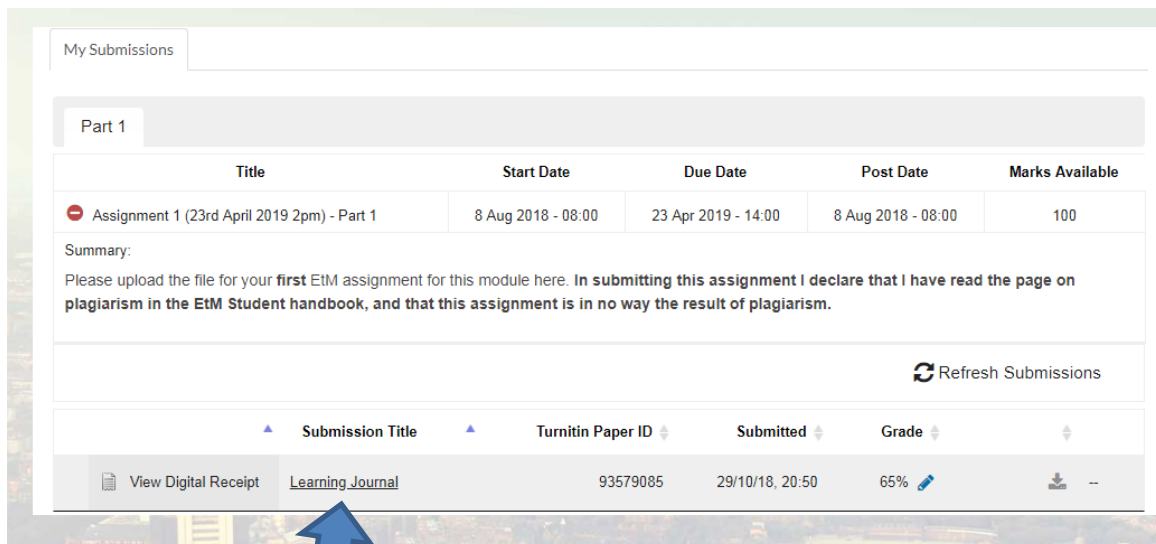
Home / Dashboard / Grades / ETM_511_H / User report

NAVIGATION

- Home
- Dashboard
- Site pages
- My courses
 - ETM
 - Courses

Grade item	Accumulated weight	Grade	Range	Percentage	Feedback	Contribution to course total
511H Reading and Using the Bible - Histon						
Assignment 1 (23rd April 2019 2pm)	100.00 %	65.00	0-100	65.00 %		65.00 %
Assignment 2 (23rd April 2019 2pm)	0.00 % (Empty)	-	0-100	-		0.00 %
Course total Simple weighted mean of grades.	-	65.00	0-100	65.00 %		-

- 4) Click on the submission title to see your tutor's feedback on your assignment.



My Submissions

Part 1

Title	Start Date	Due Date	Post Date	Marks Available
Assignment 1 (23rd April 2019 2pm) - Part 1	8 Aug 2018 - 08:00	23 Apr 2019 - 14:00	8 Aug 2018 - 08:00	100

Summary:

Please upload the file for your **first** EtM assignment for this module here. In submitting this assignment I declare that I have read the page on plagiarism in the EtM Student handbook, and that this assignment is in no way the result of plagiarism.

Refresh Submissions

Submission Title	Turnitin Paper ID	Submitted	Grade
View Digital Receipt Learning Journal	93579085	29/10/18, 20:50	65%

- 5) Click on the in-text comments to see what comments your tutor has made on different parts of your assignment text. Click on the 'speech bubble' icon (top right) to read your tutor's general marking feedback on your whole assignment.

The screenshot displays the Feedback Studio interface. At the top, the header includes the 'feedback studio' logo, the user 'Student User', and the document title 'Learning Journal'. A score of '65 /100' is shown in the top right corner. The main area contains a dark grey text box with the following text:

This module provided many wonderful, fresh insights into the Old Testament, and its usefulness and relevance today. Everything from Jews believing that they will be able to eat a bacon sandwich when the Messiah comes,¹ to the encouragement that if God can create a hippo, then he can certainly deal with me and what I am going through!² Here I will journal my learning from Psalms, and the authority of scripture.

I was particularly interested in the teaching on the Psalms, as I have not previously studied these academically. I have learnt much about the richness of language used, which often provides much more depth and meaning, as well as the different types of Psalms and their usefulness for Christians today.

I was struck by, and have deliberated over the idea, from Fee and Stuart,³ that Psalms, being words TO God, are in the Bible which is the word OF God. I have pondered over two key purposes of the Psalms. Firstly, that Psalms appeal to emotions, demonstrating that we can and should be honest with God and express ourselves to him. Secondly, it is not just about expressing ourselves to God, it is also about considering God's ways and living to please him rather than displease him. So, although Psalms were originally written TO God, God is certainly able to speak to his people through them and use them to help worship him.

Psalms helped worshippers to connect to God and they still fulfil this purpose today. At East Leake Baptist church, where I am on a lay ministry placement, I am considering ways to develop discipleship and fellowship within the church, deepening friendships within the congregation beyond the superficial, to introduce elements of discipleship and accountability. I have been inspired to explore how Psalms could be used here. Members could use Psalms to encourage and build each other up, following the example of Jesus and

Two blue arrows point to specific features: one points to the 'speech bubble' icon in the top right sidebar, and the other points to a small 'LR' comment bubble overlaid on the text.

The bottom of the interface shows a footer with 'Page: 2 of 5', 'Word Count: 1559', and a 'Text-only Report' button. There is also a 'High Resolution' toggle switch set to 'On' and a search icon.

- 6) To download a PDF copy of your assignment with your tutor's marking feedback. Click on the download icon (top right) and then select 'current view' to download your marking feedback.

PLEASE NOTE: The College won't necessarily keep a copy of your marking feedback long term so it is advisable that you download this and keep your own copy.

The screenshot displays the 'feedback studio' interface. At the top, it shows 'Student User' and 'Learning Journal' with a score of '65 /100'. The main content area contains a student's learning journal entry about Psalms. On the right side, there is a vertical toolbar with icons for chat, download, and information. A blue arrow points from the text area to the download icon. A 'Download' modal window is open, showing three options: 'Current View', 'Help', and 'Previously Submitted File'. Another blue arrow points to the 'Current View' option. The bottom of the interface shows 'Page: 2 of 5', 'Word Count: 1559', and a 'Text-only Report' button.