



## Accessing your assignment feedback and marks in Moodle

There are two ways in which you can access your assignment marks and feedback for units (undergraduate and postgraduate courses) or modules (EtM and Crucible courses)

### Method 1: Marks for a specific unit / module

- 1) Go to the specific unit / module via 'My courses' on Moodle
- 2) Navigate to the assignment submission tab for this module / unit and click on the relevant assignment submission link e.g.

Undergraduate and postgraduate:

The screenshot shows the Moodle interface for a specific unit. On the left, a navigation menu has three items: 'Unit Information', 'Unit Tutor', and 'Assessment Information'. A large blue arrow points to the 'Assessment Information' item, which is highlighted. Below the menu, there are three links for PDF documents: 'Guidance for Exegetical Essay and Class Presentation PDF document', 'Sample exegetical essay PDF document', and '409 assessment 2022-23 PDF document'. A large blue arrow points to the '409 assessment 2022-23 PDF document' link. Below these links, there are two more links: 'An exegetical essay submission' and 'A topical essay submission'. At the bottom, there are two session links: 'Session 1: The Bible and the quest for meaning' and 'Session 2: The Bible: historical criticism and the insights it'.

- 1 Unit Information
- 2 Unit Tutor
- 3 Assessment Information

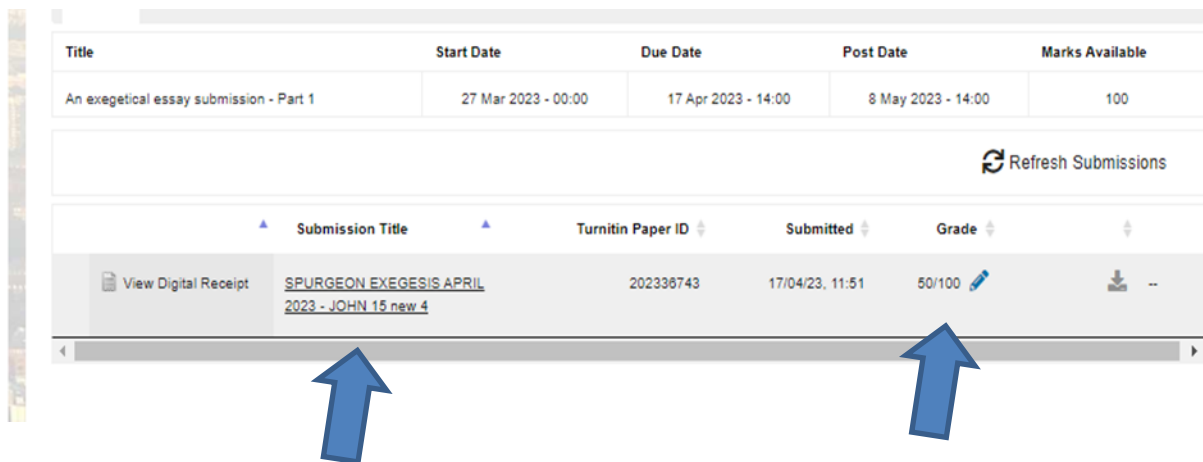
Guidance for Exegetical Essay and Class Presentation PDF document  
Please read this guidance carefully. We will go through it in class in the first session.

Sample exegetical essay PDF document  
An excellent example of an exegetical essay from a student in a previous year, used with permission.

409 assessment 2022-23 PDF document  
An exegetical essay submission  
A topical essay submission

- 4 Session 1: The Bible and the quest for meaning
- 5 Session 2: The Bible: historical criticism and the insights it

- 3) If the assignment has been marked and the marks posted to Moodle you will see a percentage grade next to the submission you have previously uploaded. Click on the submission title to see your tutor's feedback on your assignment.



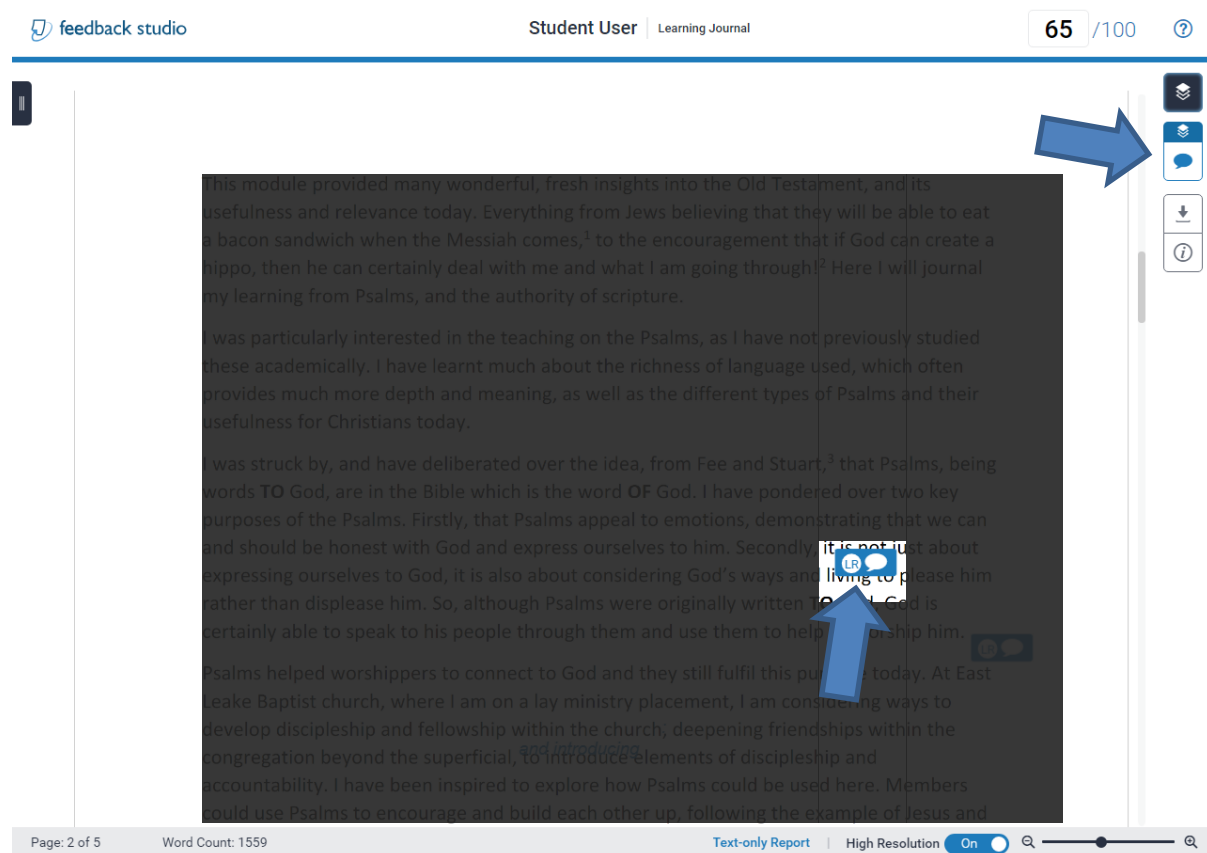
The screenshot shows a Moodle submission table. The first row has headers: Title, Start Date, Due Date, Post Date, and Marks Available. The second row contains: An exegetical essay submission - Part 1, 27 Mar 2023 - 00:00, 17 Apr 2023 - 14:00, 8 May 2023 - 14:00, and 100. Below this is a 'Refresh Submissions' button. The main table has headers: Submission Title, Turnitin Paper ID, Submitted, and Grade. The first row of data shows a 'View Digital Receipt' link, the submission title 'SPURGEON EXEGESIS APRIL 2023 - JOHN 15 new 4', the Turnitin Paper ID '202336743', the submission date '17/04/23, 11:51', and the grade '50/100'. Two blue arrows point to the submission title and the grade.

Title	Start Date	Due Date	Post Date	Marks Available
An exegetical essay submission - Part 1	27 Mar 2023 - 00:00	17 Apr 2023 - 14:00	8 May 2023 - 14:00	100

Refresh Submissions

Submission Title	Turnitin Paper ID	Submitted	Grade
<a href="#">View Digital Receipt</a> <a href="#">SPURGEON EXEGESIS APRIL 2023 - JOHN 15 new 4</a>	202336743	17/04/23, 11:51	50/100

Click on the in-text comments to see what comments your tutor has made on different parts of your assignment text. Click on the 'speech bubble' icon (top right) to read your tutor's general marking feedback on your whole assignment.



The screenshot shows the 'feedback studio' interface. At the top, it says 'Student User | Learning Journal' and '65 /100'. Below this is a text document with several paragraphs. A blue arrow points to a 'speech bubble' icon in the top right corner of the document. Another blue arrow points to an in-text comment bubble on the text. The bottom of the screen shows 'Page: 2 of 5', 'Word Count: 1559', and 'Text-only Report | High Resolution On'.

feedback studio Student User | Learning Journal 65 /100

This module provided many wonderful, fresh insights into the Old Testament, and its usefulness and relevance today. Everything from Jews believing that they will be able to eat a bacon sandwich when the Messiah comes,<sup>1</sup> to the encouragement that if God can create a hippo, then he can certainly deal with me and what I am going through!<sup>2</sup> Here I will journal my learning from Psalms, and the authority of scripture.

I was particularly interested in the teaching on the Psalms, as I have not previously studied these academically. I have learnt much about the richness of language used, which often provides much more depth and meaning, as well as the different types of Psalms and their usefulness for Christians today.

I was struck by, and have deliberated over the idea, from Fee and Stuart,<sup>3</sup> that Psalms, being words TO God, are in the Bible which is the word OF God. I have pondered over two key purposes of the Psalms. Firstly, that Psalms appeal to emotions, demonstrating that we can and should be honest with God and express ourselves to him. Secondly, it is not just about expressing ourselves to God, it is also about considering God's ways and living to please him rather than displease him. So, although Psalms were originally written to God, God is certainly able to speak to his people through them and use them to help us worship him.

Psalms helped worshippers to connect to God and they still fulfil this purpose today. At East Leake Baptist church, where I am on a lay ministry placement, I am considering ways to develop discipleship and fellowship within the church, deepening friendships within the congregation beyond the superficial, to introduce elements of discipleship and accountability. I have been inspired to explore how Psalms could be used here. Members could use Psalms to encourage and build each other up, following the example of Jesus and

Page: 2 of 5 Word Count: 1559 Text-only Report | High Resolution On

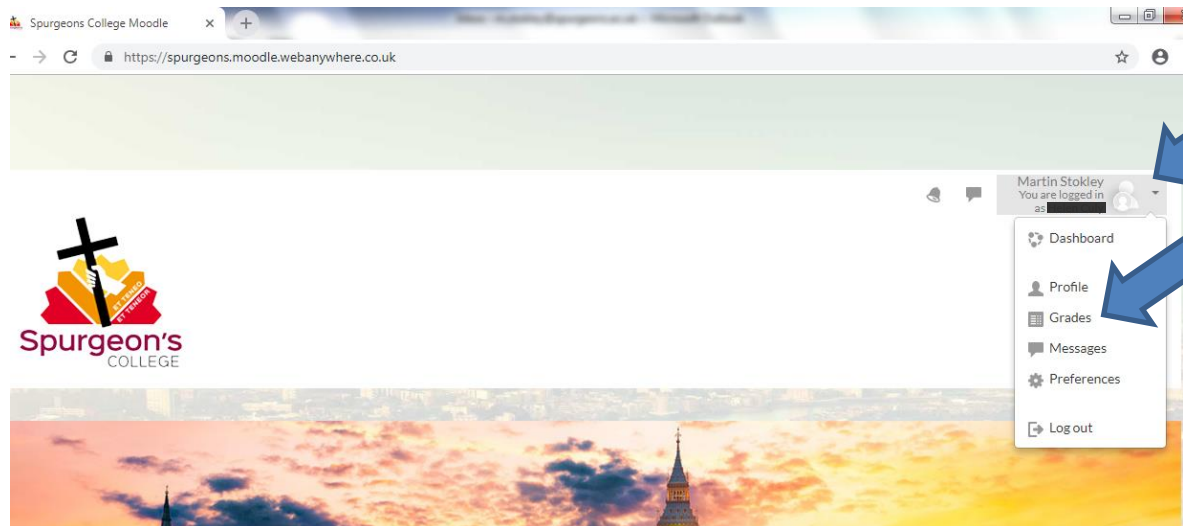
- 4) To download a PDF copy of your assignment with your tutor's marking feedback click on the download icon (top right) and then select 'current view'.

***PLEASE NOTE: The College won't necessarily keep a copy of your marking feedback long term so it is advisable that you download this and keep your own copy.***

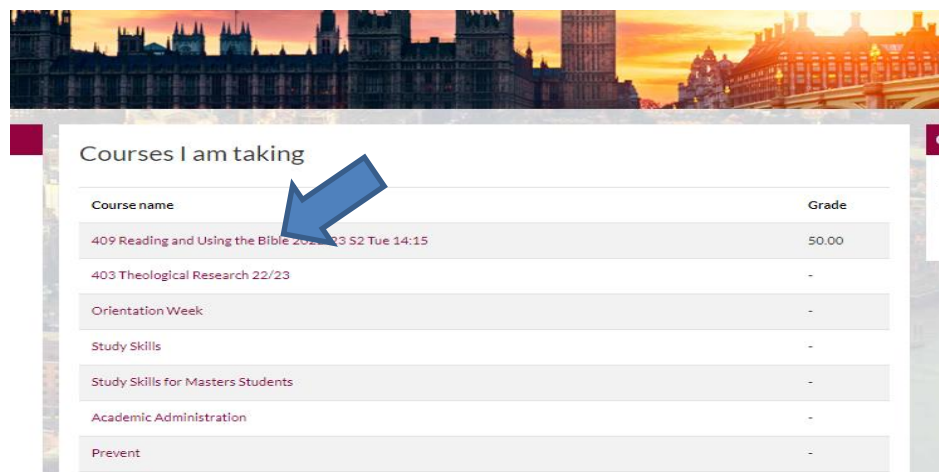
The screenshot displays the 'feedback studio' interface. At the top, it shows 'Student User' and 'Learning Journal' with a score of '65 /100'. The main content area contains a student's learning journal entry about Psalms. On the right side, there is a vertical toolbar with icons for feedback, chat, and download. A blue arrow points to the download icon. A 'Download' menu is open, showing three options: 'Current View', 'Help', and 'Previously Submitted File'. Another blue arrow points to the 'Current View' option. The bottom of the interface shows 'Page: 2 of 5', 'Word Count: 1559', and a 'Text-only Report' button.

## **Method 2: Accessing all unit / module marks**

- 1) From any page on Moodle click the down arrow next to your name (top right) and then click on 'grades'

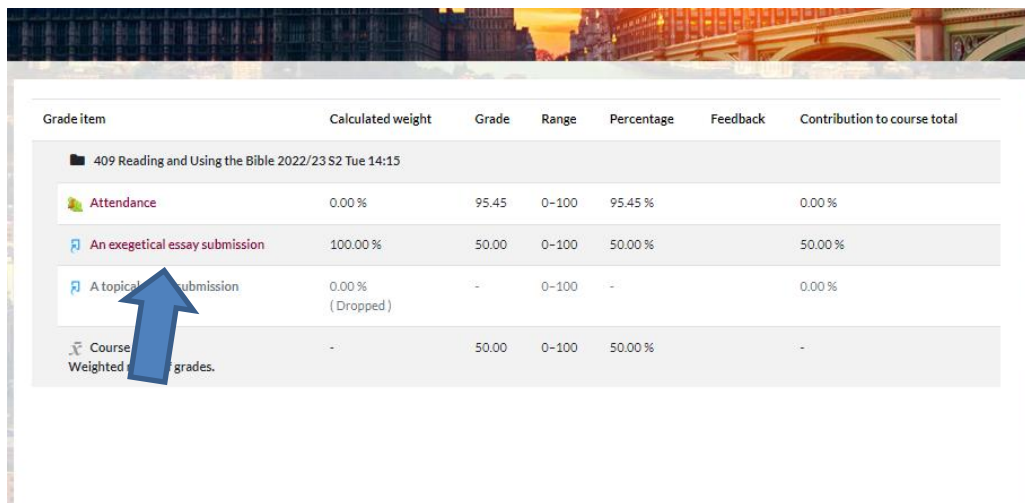


- 2) You will then see a list of units / modules and the grades of any marked assignments will be indicated next to them. To access the marks and tutor feedback click on the unit / module name.



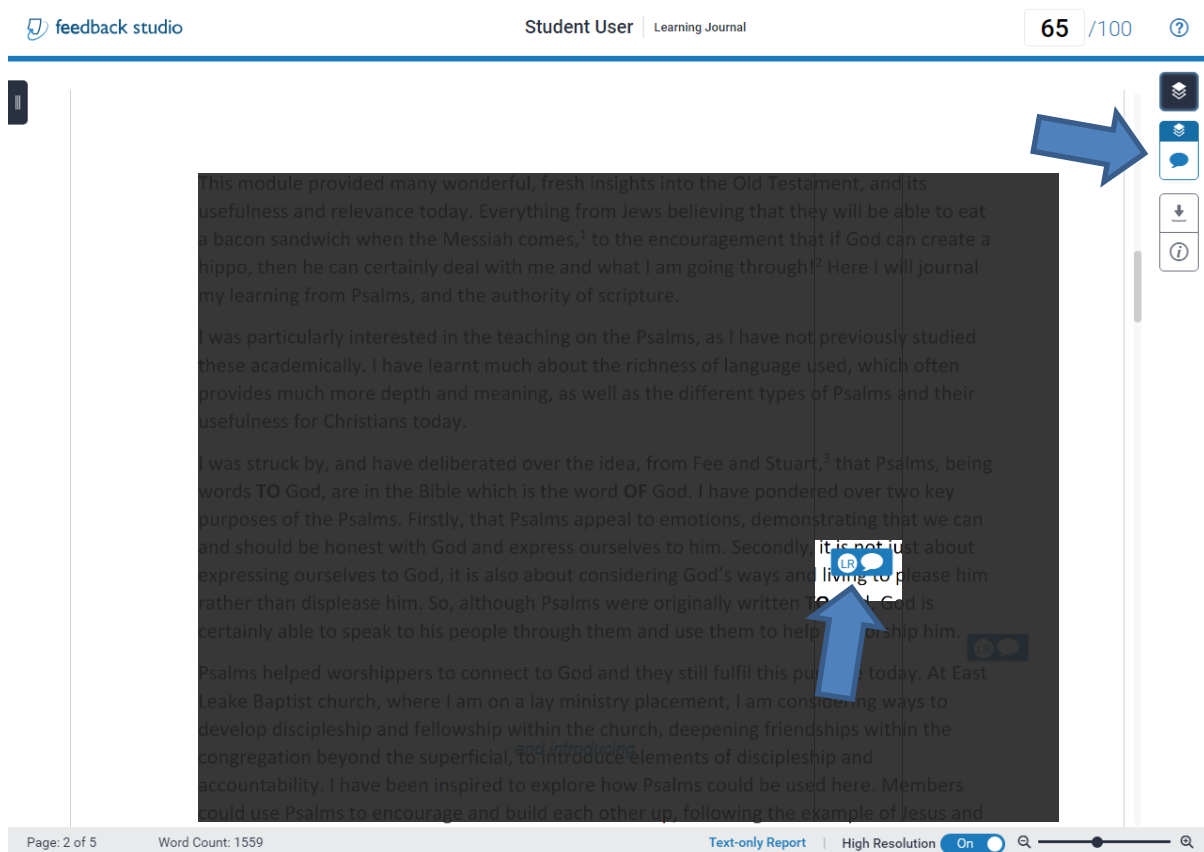
- 3) Click on the individual assignment titles to be taken to the page where you originally submitted the assignment.

- 4) Click on the submission title to see your tutor's feedback on your assignment.



Grade item	Calculated weight	Grade	Range	Percentage	Feedback	Contribution to course total
409 Reading and Using the Bible 2022/23 S2 Tue 14:15						
Attendance	0.00 %	95.45	0-100	95.45 %		0.00 %
An exegetical essay submission	100.00 %	50.00	0-100	50.00 %		50.00 %
A topical submission	0.00 % (Dropped)	-	0-100	-		0.00 %
Course Weighted grades.	-	50.00	0-100	50.00 %		-

- 5) Click on the in-text comments to see what comments your tutor has made on different parts of your assignment text. Click on the 'speech bubble' icon (top right) to read your tutor's general marking feedback on your whole assignment.



feedback studio Student User Learning Journal 65 /100 ?

This module provided many wonderful, fresh insights into the Old Testament, and its usefulness and relevance today. Everything from Jews believing that they will be able to eat a bacon sandwich when the Messiah comes,<sup>1</sup> to the encouragement that if God can create a hippo, then he can certainly deal with me and what I am going through!<sup>2</sup> Here I will journal my learning from Psalms, and the authority of scripture.

I was particularly interested in the teaching on the Psalms, as I have not previously studied these academically. I have learnt much about the richness of language used, which often provides much more depth and meaning, as well as the different types of Psalms and their usefulness for Christians today.

I was struck by, and have deliberated over the idea, from Fee and Stuart,<sup>3</sup> that Psalms, being words TO God, are in the Bible which is the word OF God. I have pondered over two key purposes of the Psalms. Firstly, that Psalms appeal to emotions, demonstrating that we can and should be honest with God and express ourselves to him. Secondly, it is not just about expressing ourselves to God, it is also about considering God's ways and living to please him rather than displease him. So, although Psalms were originally written TO God, God is certainly able to speak to his people through them and use them to help worship him.

Psalms helped worshippers to connect to God and they still fulfil this purpose today. At East Leake Baptist church, where I am on a lay ministry placement, I am considering ways to develop discipleship and fellowship within the church, deepening friendships within the congregation beyond the superficial, to introduce elements of discipleship and accountability. I have been inspired to explore how Psalms could be used here. Members could use Psalms to encourage and build each other up, following the example of Jesus and

Page: 2 of 5 Word Count: 1559 Text-only Report High Resolution On

To download a PDF copy of your assignment with your tutor's marking feedback. Click on the download icon (top right) and then select 'current view' to download your marking feedback.

***PLEASE NOTE: The College won't necessarily keep a copy of your marking feedback long term so it is advisable that you download this and keep your own copy.***

The screenshot shows the 'feedback studio' interface. At the top, it says 'Student User' and 'Learning Journal'. On the right, there's a score of '65 /100' and a help icon. A blue arrow points to a vertical toolbar on the right side of the document, which contains icons for chat, download, and help. A 'Download' menu is open in the center, showing three options: 'Current View', 'Previously Submitted File', and 'Download'. A blue arrow points to the 'Current View' option. The background shows a student's learning journal text about Psalms. At the bottom, it says 'Page: 2 of 5', 'Word Count: 1559', and 'Text-only Report | High Resolution On'.